

3pp® Comforter™ Splint



The softly padded Comforter Splint positions the wrist and fingers in neutral alignment to decrease stress on affected joints to provide the rest needed to **reduce inflammation and morning stiffness caused by Rheumatoid Arthritis.**

Features and Benefits




Holes in the easy-to-apply straps eliminate pinching when applying and removing the brace.

The thumb and the finger PIP and DIP joints are free to make it easy to put on both splints and handle bedding and nighttime clothing.



Softly cushioned malleable stays can be contoured to hold the fingers in neutral alignment and two stays hold the wrist in place.

Cover is removable and hand or machine washable.



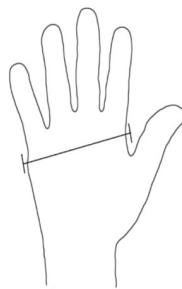
Indications

Conditions resulting in ulnar or radial deviation at the MP joints:

- Rheumatoid Arthritis
- Lupus
- Neurological Conditions

Suggested Billing Code

HCPCS L3929 - Use of this code does not guarantee reimbursement.



Sizing Information

Lay hand on a flat surface and measure across the MP joints of digits 2 through 5.

Size	Fits
Small	2 3/4" to 3"
Medium	3" to 3 3/8"
Large	3 3/8" to 3 5/8"

Care Instructions & Material

Care: Carefully remove cover and hand or machine wash in a delicates bag. Air dry, hand wash finger sleeves and plastic shell.

Material: Kydex plastic shell, aluminum stays, nylon and polyester cover and Neoprene straps. Latex-free.

Applying the Comforter Splint

Step 1



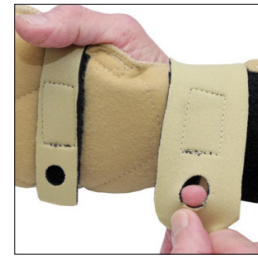
Open straps and carefully open the finger and hand stays and slide hand into the splint

Step 2



Gently curve the stays over fingers to hold the fingers straight
*Avoid creating sharp bends that may cause stays to break over time.

Step 3



Close the straps using the finger holes to pull straps

Step 4



Fingers and thumb are free to apply both splints



Cover is removable for washing and splint can be adjusted by a health care provider trained in custom fitting splints



Slowly increase wearing time over several days

Comforter Splint FAQ's

Will this orthosis work on severe or fixed deviation?

The Comforter orthosis is designed to position the wrist and fingers in neutral or close to neutral. Strongly deviated fingers or wrist may require adjusting the frame with a heat gun.

Is this orthosis easy to apply one handed?

The Comforter is designed to be easily applied and managed with one hand to make it easier to wear splints on both hands. The wearer can use their thumbs and fingers to adjust and pull the straps to manage bedding and night clothes.

Can the plastic frame be adjusted?

The Comforter cover must be removed and a heat gun used to carefully adjust the base splint. The splint can be trimmed with scissors while warm. Care must be taken to avoid overheating the material or applying heat around the rivets and finger pieces.

**Scan to Watch
Instructional Video**



To Order from 3-Point Products

Health Care Providers

888-378-7763

Mon-Fri 8:30am - 4:30pm EST

service@3pointproducts.com

Online Ordering

Patients & Consumers

www.ohmyarthritis.com



Scan Here