

NEW

Oval-8®

CLEAR Finger Splints



Oval-8® CLEAR Finger Splints provide the same easy-to-wear, comfortable support and features as the classic beige Oval-8 splints. Oval-8 CLEAR splints blend in with all skin tones and can be turned on the finger to keep **mallet** or **jammed fingers** straight; limit motion to stop **trigger finger** and **trigger thumb**; control **hypermobility** and protect and rest **crooked** fingers caused by **arthritis**.

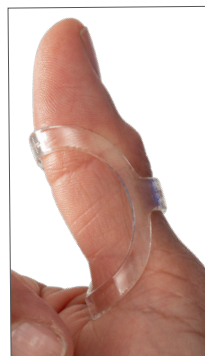
Each splint helps manage 6 or more conditions



Mallet Finger



Trigger Finger



Trigger Thumb



Swan Neck/Hypermobility



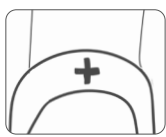
Boutonniere



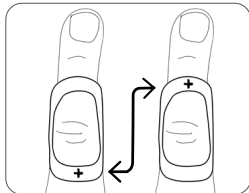
Crooked Finger

A Simple Turn of the Splint Changes How an Oval-8 Fits

Put the end with the plus + sign on first for a looser fit or turn it around for a tighter fit.



Find the + sign on the top of the splint



Looser Tighter

New Features



Plus sign marks the end with the looser fit



Easy to read splint sizes

Customize the FIT and FUNCTION in under 20 seconds



Oval-8 splints can be adjusted using a heat gun with a spot heater attachment to alter length and the angle of the splint. Watch the How to Adjust Oval-8 Finger Splints video for step-by-step instructions.

www.3pointproducts.com



Ways to Purchase Oval-8 CLEAR Finger Splints

Sizing Set



One of each size 2-15 for clinics & first time users to make it easy to find the correct size.

Graduated Set



3 sizes to try on and use if finger size changes.

Individual Sizes



Purchase packs of 3 splints of any size to have extras when needed.

Oval-8 CLEAR Finger Splint FAQs

How do I size a patient for an Oval-8 CLEAR Splint?

The Oval-8 CLEAR Finger Splints are made in the same molds as the original beige Oval-8s but the clear material is a bit more polished and the splints may slide on and off easier, making them feel just a tiny bit looser. Using the original Oval-8 Sizing Set or the NEW Oval-8 CLEAR Sizing Set is the best way to determine the correct size.

How do Oval-8 CLEAR Splints work?

Oval-8 Splints employ a symmetrical 3-point pressure design with the band applying the corrective force and the oval section the counterforce to stabilize the joint. The points of pressure are equal distances apart and allow the splint to be turned on the finger to control or limit motion as needed.

What joints can the Oval-8 CLEAR Splints be worn on?

An Oval-8 can be worn on or near the DIP (end knuckle) or PIP (middle knuckle) and the thumb IP (end knuckle of the thumb). It can also be fit where a ring is worn to limit PIP flexion to stop triggering.

Suggested HCPCS billing code-L3927. Use of this code does not guarantee reimbursement.

**CAUTION: Oval-8 splints are not recommended for children under 4 years old. May cause choking if swallowed.*



Health Care Providers

Customer Service

888-378-7763 Mon-Fri 8:30am - 4:30pm EST

service@3pointproducts.com



Patients & Consumers

Online Ordering

www.shopoma.com

Convenient, cost effective ordering